

# ApeosPort® 3560 / 2560

The Next Evolution | Compactibility with Scalability





## "Compact" and "Scalable" ...

Monochrome multifunction printer which is compact in size and powerful in its features. Unleash the full capacity of new ApeosPort series with your business expanding over a period of time. Direct integration of printer with popular cloud services or seamless connectivity with your smartphone, an optimum level of scalability can be achieved as and when required to enhance overall productivity.



Model-CPS

A3 Monochrome Multifunction printers

## ApeosPort 3560 / 2560

|  |   |   |   |
|--|---|---|---|
| <b>Copy/Print</b><br><b>35</b> ppm <sup>*1</sup> | <b>Scan</b><br>Colour/Monochrome<br><b>55</b> ppm <sup>*2</sup> | <b>FAX<sup>*3</sup></b><br>Super G3 FAX | <b>Printing resolution</b><br><b>1200x</b><br><b>1200</b> dpi |
| <b>Wireless LAN Supported</b>                    |   | <b>Mobile Support</b>                   | <b>Cloud Interactive</b>                                      |

\*1: For 3560. 25 ppm for 2560. \*2: Fuji Xerox Standard Paper (A4), 200 dpi, to Folder. \*3: Optional.

## Various combinations



With 1 Tray Module<sup>\*1</sup>



With 1 Tray Module with Cabinet<sup>\*1</sup>



With 3 Tray Module<sup>\*1</sup>

# Quick, beautiful, and comfortable operation



## Easy-to-use 7-inch touch panel

- Smartphone-like operation
- Adjustable UI panel angle for easy viewing
- Support for multiple languages<sup>\*1</sup>
- Comes standard with the NFC<sup>\*2</sup> touch area



## Visual and sound notifications

- The printer uses visual and sound to notify the user of its state. The sound changes depending on the purpose to correctly notify the user of the operation status.



## Directly printing from or scanning to USB

- It is possible to print documents stored on a USB memory or save scanned data to the memory without using a computer.



## High-speed copying/scanning of a large volume of documents

- Duplex Automatic Document Feeder<sup>\*3</sup> that holds a maximum of 100 sheets<sup>\*4</sup>.



## One touch multiple destination scanning

- Multi Send scan allows user to simultaneously perform Scan to PC (SMB/FTP/SFTP), Scan to e-mail and Store & Send Link functions.



## 2096 sheets paper capacity<sup>\*4,5</sup>

- Small but equipped with a tray that handles paper feed of 500 sheets, bypass tray that handles paper feed of 96 sheets as standard.
- Bypass tray that can perform Paper Size Detection and switch paper tray.

## Uncompromising Image quality

- Achieved print that is eye-friendly and easy to scan by taking advantage of the low temperature fusing properties of EA-Eco LGK toner with lower glossiness.
- Image Enhancement processing reproduces diagonal lines and the outlines of characters, which can become jagged when printed, more smoothly.

## Eco friendly

- LED print head achieves both high image quality and energy saving.
- Smart Energy Save allows you to reduce power consumption and CO<sub>2</sub> emissions by distributing power only to the features requested by users.
- Environmentally friendly inedible woody biomass plastic is used for some parts.

<sup>\*1</sup>: Japanese, English, Chinese (Simplified and Traditional), Korean, Thai, Vietnamese, and Indonesian. <sup>\*2</sup>: Near Field Communication. <sup>\*3</sup>: Optional for Model-CP. <sup>\*4</sup>: 80 gsm paper. <sup>\*5</sup>: When configured with Standard + 3 Tray Module.



Finisher-A2  
•Staple



Finisher-B3, Booklet Maker Unit for Finisher-B3  
•Staple •Punch<sup>\*1</sup> •Saddle Staple<sup>\*2</sup> •Single Fold<sup>\*2</sup>



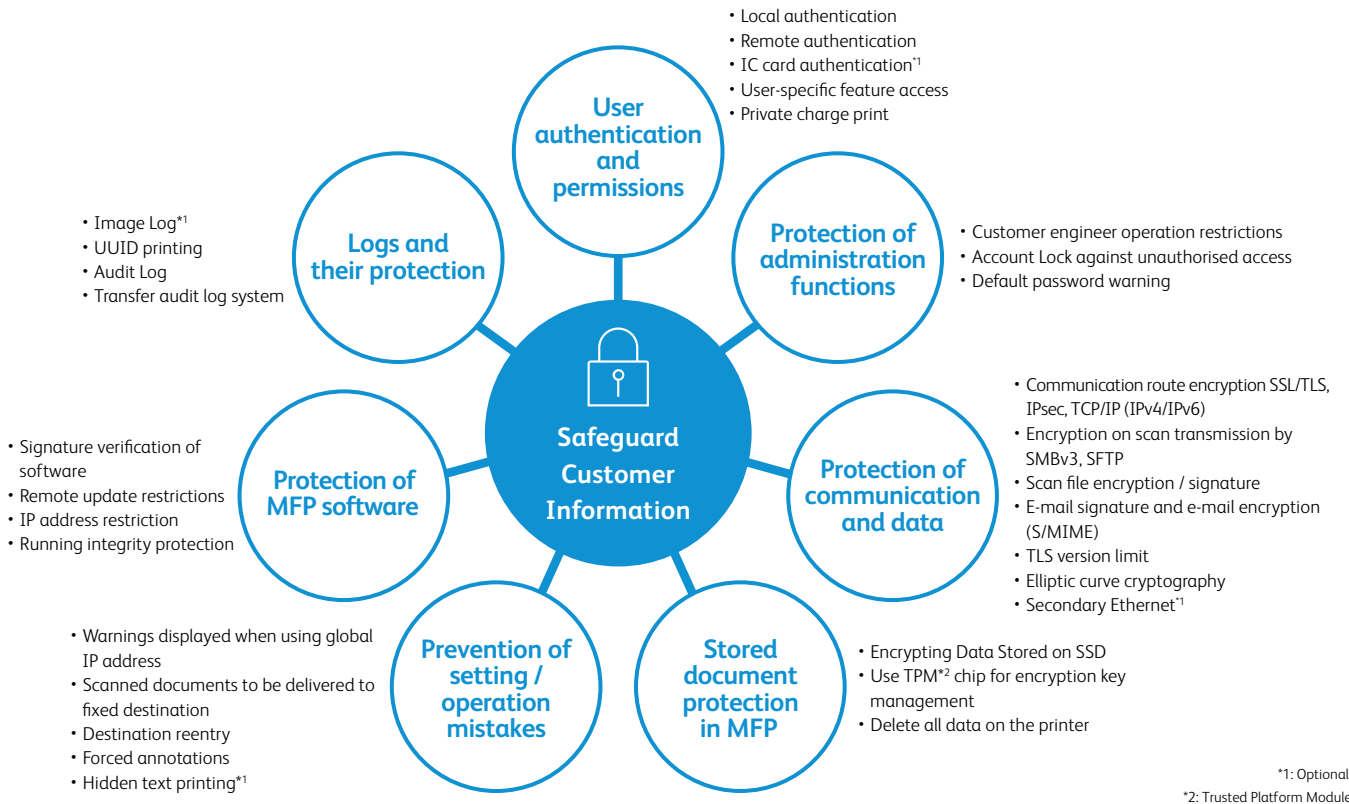
With Side Tray  
Supports distribution output for each of copy, print, and fax jobs

<sup>\*1</sup>: Optional. <sup>\*2</sup>: Booklet Maker Unit is required. Finisher-B3 makes a crease without folding when performing saddle stapling or single folding.

# 360° data security

## ApeosPort is equipped with both user-friendliness and security measures

Comprehensive security measures protect your important information against threats such as unauthorised access, information leakage, and data tampering.



### Azure Active Directory Authentication

The ApeosPort printer can integrate with Microsoft Azure Active Directory, a cloud-based identity management service. Azure Active Directory can be used for authenticating to multifunction printers and Fuji Xerox's cloud services.

### Server-less user authentication

Xpress Follow U Print\* makes an additional need of authentication server unnecessary. Associating user information registered to multifunction printers with the ID information of IC cards makes it possible to share the user information among all multifunction printers connected to a parent printer, enabling server-less user authentication on the printers.

\*: Optional.

## Carefree management

### Visualise usage data to reduce costs

Xpress Report\* visualises the usage of multifunction printers in an office by displaying usage charts in a web browser. It is also possible to display the usage data on the control panel of a multifunction printer. The service requires no dedicated server and makes it possible to increase cost awareness among employees while lightening the burden on system administrators.

\*: A cloud service that Fuji Xerox offers. A subscription to the service is additionally needed.

### Easy solutions to help solve problems

From toner replacement to unexpected device failures, most problems can be solved quickly without needing to wait for a customer engineer or sales representative.



### Help information accessible from the control panel and mobile devices assist you to solve problems

On the control panel of a multifunction printer, you can search for and find ways to fix your problems. You can also view help information on a mobile printer by scanning a QR code displayed on the control panel with the mobile device.

### Remote Assistance is also available to solve problems with the help of operators

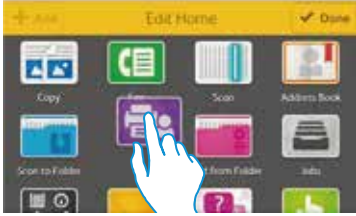
If you cannot solve a problem, contact our call center as required. An operator will remotely access your multifunction printer and guide you using a finger pointer or pen function on the UI panel.

# End to end automated workflow

## Easy preference setting for quicker operations

New ApeosPort similar to a smartphone can have shortcuts Apps for regular operations or settings. Ability to drag and drop these Apps as per individual user preference provides much needed simplicity and easiness in operations.

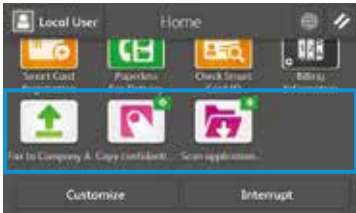
## Custom home screen and feature list



Move an icon just by dragging/dropping while long tapping it.

You can specify the icons (apps) and their arrangement on the home screen or features and their order on lists displayed on job screens with an easy, intuitive operation. You can also hide the features you do not need.

## Complete routine tasks with one touch



Your preferred features and settings can be registered to appear on the home screen as one-touch apps. Just tapping a one-touch app completes your routine task.

A desired colour, design, and name can be specified for an icon.

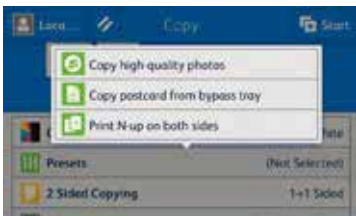


**Fax to Company XX**  
Registering a recipient prevents misdirected faxes.



**Scan application forms**  
The trouble of specifying a file format or storage destination each time is eliminated.

## Support non-routine tasks with high flexibility



Settings like the N-up option and number of copies can be changed every time a preset is selected.

Saving the settings as a preset eliminates the trouble of specifying complicated settings each time. Every time the preset is selected, you can tailor the settings to the preferences at that time, which streamlines your work process.

## Translate documents just like copying

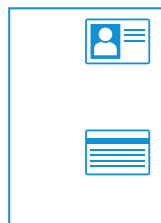
The Scan Translation Service\* allows you to translate paper documents while maintaining the original layout just by scanning these documents. Digital documents sent from computers via the Internet are also supported.

Note: Japanese, English, Chinese (Simplified and Traditional), Korean, Thai, Vietnamese, Indonesian, and Malay are supported.

\*: A cloud service that Fuji Xerox offers. A subscription to the service is additionally needed.

## Copy an ID card on one side of a sheet

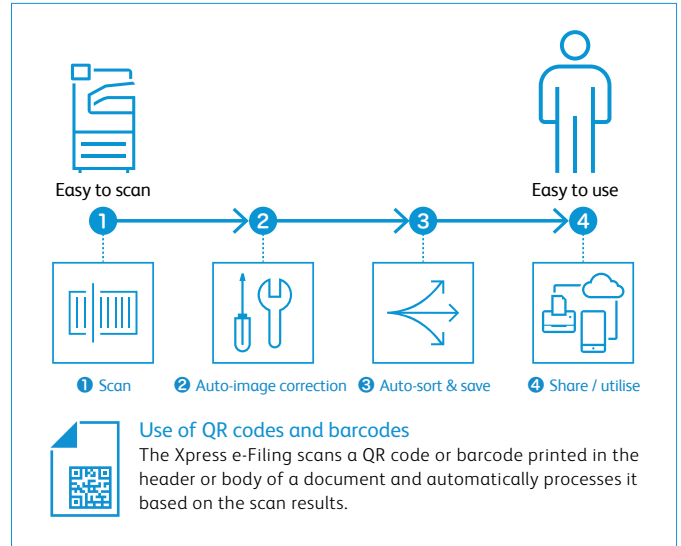
With the ID Card Copy feature, both sides of an ID card, such as a driver's licence card or health insurance card, can be printed aligned with each other on one side of a sheet. You can also enlarge the images to get a better view of them.



## Automated scan processes for regular work tasks

Using the Xpress e-Filing\* automates the process of scanning and saving documents to predefined destinations according to the rules specified for each task or document type, eliminating the need to manually specify file names or formats and perform OCR processing\*. You can also extract characters from certain areas of a document and use them for the folder or file name.

\*: Optional.



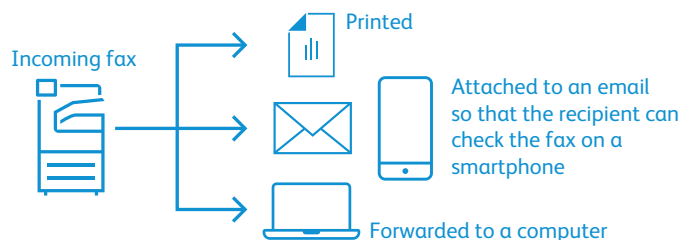
## Automated scan processes for individual users

ScanAuto makes it possible to automatically optimise scan settings depending on the document orientation, sides to scan, etc. When the Authentication feature is used, the destination is automatically set to the authenticated user's address.

## Fax settings that lead to reduced waste and higher efficiency

By configuring the Paperless Fax settings, you can store received faxes in folders so that only necessary faxes are printed after being checked on the control panel. Faxes can also be forwarded to your smartphone. With an optional kit, you can also sort them by fax number, received date, or person in charge and switch the behaviour of a multifunction printer. With one touch, you can change the setting to forward incoming faxes by email, which allows you to check them from outside the office.

- Minimising paper output
- Checking incoming faxes outside the office
- Automatic sorting and forwarding
- Changing the behaviour of a multifunction printer when a fax is received depending on the time of day





# Borderless workspace

## Your smartphone is now a control panel

Using Portable UI for Business\* allows you to perform copy, fax, or scan function on new ApeosPort printer directly with an iOS or Android™ smartphone. Users are simply set the job parameters on the smartphone itself and start the job just by holding the smartphone near the NFC touch area, largely reducing the wait time while queuing at the printer.



Note: A wireless communication network connected to an access point is required.

\*: Can be downloaded from Google Play™ or AppStore for free.

## Wireless operations

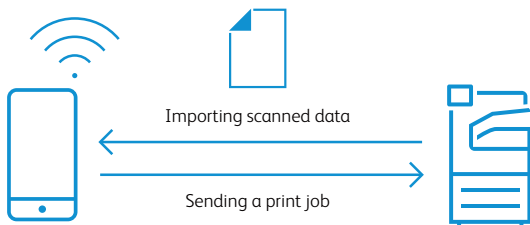
With wireless capability, the ApeosPort printer can be installed anywhere in your office. The printers accept print or scan jobs sent from laptops or smartphones<sup>1</sup>, realising more flexible working. Supported wireless printing features include Print Utility, AirPrint, and Mopria® Print Service.

## Print Utility\*<sup>2</sup>

This app enables a user to start a print or scan job just by holding a smartphone over the NFC touch area, saving the trouble of specifying from which multifunction printer a document is to be printed or scanned.

\*1: Available only when the multifunction device is connected to a Wi-Fi network.

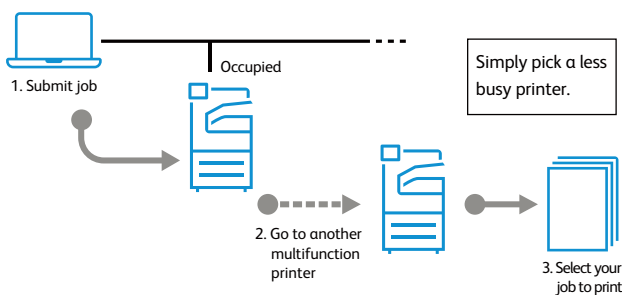
\*2: Can be downloaded from Google Play™ or AppStore for free.



## No need to queue up for printing

Xpress Follow U Print\* allows you to release a print job from a multifunction printer other than the one specified when the job was submitted if the printer is being used by another person, eliminating the need to wait for your turn.

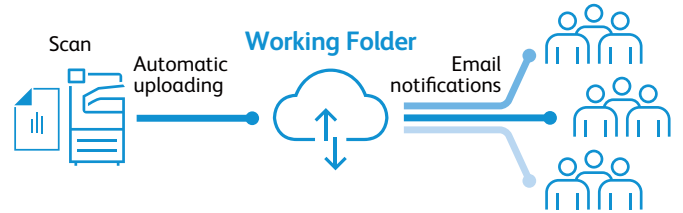
\*: Optional.



## Secure, high capacity cloud storage

With Working Folder\*, so long as you have an Internet connection, you can access and use documents from anywhere, anytime. Seamlessly integrating with multifunction printers, DocuWorks, and mobile devices, Working Folder allows you to make maximum use of documents. For example, it is possible to print a document stored in Working Folder from the control panel of a multifunction printer or to upload scanned data with a specified name to Working Folder and send an email notification.

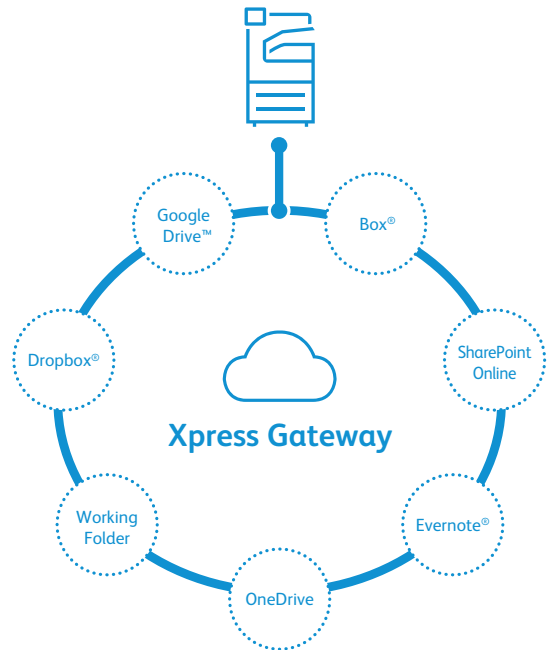
\*: A cloud service that Fuji Xerox offers. A subscription to the service is additionally needed.



## Centralised cloud integration

Xpress Gateway\* achieves single sign-on across cloud storage services. This enables you to save a scanned document to cloud storage directly from a multifunction printer and search for a document to print across multiple cloud storage services. Text in a scanned document can be captured through OCR, which allows you to do a full-text search.

\*: A cloud service that Fuji Xerox offers. A subscription to the service is additionally needed.



# ApeosPort 3560 / 2560 Functions & Specifications

## Basic Specifications/Copy Function

| Item  | Description   |   |        |
|---|---|---|--------|
|   | ApeosPort 3560  | ApeosPort 2560  |        |
| Type  | Desktop / Console   |   |        |
| Memory Capacity                               | 4 GB (Max: 4 GB)  |   |        |
| Storage Device Capacity                       | SSD: 128 GB (usable space: 128GB)   |   |        |
| Scan Resolution                               | 600 x 600 dpi   |   |        |
| Printing Resolution                           | 1200 x 1200 dpi   |   |        |
| Warm-up Time                                  | [Embedded Plug-ins / Custom Services] <sup>*1</sup><br>When enabled: 28 seconds or less (23 degrees Celsius room temperature)<br>When disabled: 22 seconds or less (23 degrees Celsius room temperature)  |   |        |
| Recovery Time (Recovery Time from Sleep Mode) | 12 seconds or less. (23 degrees Celsius room temperature)   |   |        |
| Original Size                                 | Maximum of A3, 11 x 17"; 297 x 432 mm for both Sheet and Book   |   |        |
| Paper Size                                    | Max   | A3, 11 x 17"  |        |
|   | Min   | A5 [Postcard (100 x 148 mm) when using Bypass Tray]   |        |
| Image loss width                              | Lead edge 4.0 mm, Trail edge 2.0 mm, Right/Left edge 2.0 mm   |   |        |
| Paper Weight <sup>*2</sup>                    | Paper Tray  | 60 to 256 gsm   |        |
|   | Bypass Tray   | 60 to 216 gsm   |        |
| First Copy Output Time                        | 4.5 sec. (A4 LEF)   |   |        |
| Continuous Copy Speed <sup>*3</sup>           | A4 LEF / JIS B5 LEF   | 35 ppm  | 25 ppm |
|   | A4  | 26 ppm  | 19 ppm |
|   | JIS B5  | 13 ppm  | 11 ppm |
|   | JIS B4  | 22 ppm  | 16 ppm |
|   | A3  | 19 ppm  | 14 ppm |
| Paper Tray Capacity <sup>*4</sup>             | Standard  | 500 sheets x 1-tray + Bypass Tray 96 sheets   |        |
|   | Optional  | 1 Tray Module / 1 Tray Module with Cabinet: 500 sheets x 1-tray<br>3 Tray Module: 500 sheets x 3-tray |        |
|   | Max   | 2096 sheets [Standard + 3 Tray Module]  |        |
| Output Tray Capacity <sup>*5</sup>            | Upper Center: 250 sheets (A4 LEF), Lower Center: 250 sheets (A4 LEF)  |   |        |
| Power Supply                                  | AC220-240 V +/- 10 %, 8 A, 50/60 Hz common  |   |        |
| Maximum Power Consumption                     | 1.76 kW (AC220 V +/- 10 %), 1.92 kW (AC240 V +/- 10 %)<br>Sleep Mode: 0.4 W (AC230 V +/- 10 %)<br>Low Power Mode: 51 W (AC230 V +/- 10 %)<br>Ready Mode: 93 W (AC230 V +/- 10 %)  |   |        |
| Dimensions <sup>*6</sup>                      | W 590 x D 659 x H 768 mm<br>W 590 x D 659 x H 962 mm (when optional 1 Tray Module is installed.)<br>W 616 x D 659 x H 1119 mm (when optional 1 Tray Module with Cabinet is installed.)<br>W 616 x D 659 x H 1119 mm (when optional 3 Tray Module is installed.) |   |        |
| Weight <sup>*7</sup>                          | 55 kg<br>65 kg (when optional 1 Tray Module is installed.)<br>77 kg (when optional 1 Tray Module with Cabinet is installed.)<br>80 kg (when optional 3 Tray Module is installed.)   |   |        |

- \*1: Embedded Plug-ins / Custom Services are enabled as factory default. You can change the settings if needed.  
\*2: It is recommended to use Fuji Xerox recommended paper. Correct print output may not be possible depending on the requirement.  
\*3: The speed may be reduced due to the image quality adjustment.  
\*4: 80 gsm paper.  
\*5: 64 gsm paper.  
\*6: Depth does not include protrusion of company name badge.  
\*7: Including Toner Cartridge.

## Print Function

| Item                                     | Description                                      |  |
|--|--|--|
| Type                                     | Built-in type                                    |  |
| Continuous Print Speed <sup>*1</sup>     | Same as the Basic Specifications / Copy Function |  |
| Printing Resolution                      | Standard   | [PCL Driver]<br>Standard: 600 x 600 dpi, High Resolution: 1200 x 1200 dpi  |
|  | Optional   | [Adobe® PostScript® 3™ Driver]<br>Standard: 600 x 600 dpi, High Resolution: 1200 x 1200 dpi  |
| Page Description Language                | Standard   | PCL5 / PCL6  |
|  | Optional   | Adobe® PostScript® 3™  |
| Supported Operating System <sup>*2</sup> | Standard   | [PCL Driver]<br>Windows 10 (32 bit / 64 bit), Windows 8.1 (32 bit / 64 bit), Windows Server 2019 (64 bit), Windows Server 2016 (64 bit), Windows Server 2012 R2 (64 bit), Windows Server 2012 (64 bit)<br>[Mac OS X Driver]<br>macOS 10.15 / 10.14 / 10.13 / 10.12, OS X 10.11 |
|  | Optional   | [Adobe® PostScript® 3™ Driver]<br>Windows 10 (32 bit / 64 bit), Windows 8.1 (32 bit / 64 bit), Windows Server 2019 (64 bit), Windows Server 2016 (64 bit), Windows Server 2012 R2 (64 bit), Windows Server 2012 (64 bit)<br>macOS 10.15 / 10.14 / 10.13 / 10.12, OS X 10.11    |
| Interface                                | Standard   | Ethernet 1000BASE-T / 100BASE-TX / 10BASE-T, USB3.0  |
|  | Optional   | Wireless LAN (IEEE 802.11 a / b / g / n / ac)  |

- \*1: The speed may be reduced due to the image quality adjustment. The printing speed may be reduced depending on the document.  
\*2: Please refer to our official website for the latest supported OS.

## Scan Function

| Item            | Description   |   |
|-----------------|---|---|
| Type            | Colour Scanner  |   |
| Scan Resolution | 600 x 600 dpi, 400 x 400 dpi, 300 x 300 dpi, 200 x 200 dpi      |   |
| Scan Speed      | Same as the Scan Speed for the Duplex Automatic Document Feeder |   |
| Interface       | Standard  | Ethernet 1000BASE-T / 100BASE-TX / 10BASE-T   |
|                 | Optional  | Wireless LAN (IEEE 802.11 a / b / g / n / ac) |

## Fax Function (Optional)

| Item                 | Description  |
|----------------------|--|
| Original Size        | Max: A3, 11 x 17"; Long document (Longest 600 mm)  |
| Recording Paper Size | Max: A3, 11 x 17"; Min: A5   |
| Transmission Time    | 2 seconds and more but fewer than 3 seconds <sup>*1</sup>  |
| Transmission Mode    | ITU-T G3   |
| Applicable Lines     | Telephone subscriber line, PBX, Fax communication (PSTN), Maximum 3 ports <sup>*2</sup> (G3-3 ports) |

- \*1: When A4 size document with approximately 700 characters is transmitted in standard image-quality (8 x 3.85 lines/mm) and in high-speed mode (28.8 kbps or faster, JBIG). Only indicates the time for transmitting the image information and does not include the communication control time. The total communication time will vary depending on the contents of the document, the type of machine receiving the fax, and line condition.  
\*2: No. of FAX lines is up to 3 ports. Port refers to number of channels for FAX.

## Duplex Automatic Document Feeder

| Item                         | Description  |  |        |
|------------------------------|--|--|--------|
|                              | ApeosPort 3560   | ApeosPort 2560   |        |
| Original Size / Paper Weight | Max: A3, 11 x 17"; Min: A5 <sup>*1</sup><br>38 to 128 gsm (In Duplex: 50 to 128 gsm) |  |        |
| Capacity <sup>*2</sup>       | 110 sheets   |  |        |
| Scan Speed                   | Copy (A4 LEF, Simplex)   | 35 ppm   | 25 ppm |
|                              | Scan   | B/W: 55 ppm, Colour: 55 ppm<br>[Fuji Xerox Standard Paper (A4 LEF), 200 dpi, to Folder.] |        |
| Dimensions / Weight          | W 540 x D 492 x H 95 mm / 6 kg   |  |        |

- \*1: The minimum custom size is 125 x 85 mm.  
\*2: 64 gsm paper.

## Side Tray (Optional)

| Item                        | Description              |
|-----------------------------|--------------------------|
| Paper Capacity <sup>*</sup> | 100 sheets               |
| Dimensions                  | W 353 x D 429 x H 198 mm |

- \*: 64 gsm paper.

## Finisher-A2 (Optional)

| Item                              | Description   |  |
|-----------------------------------|---|--|
| Type                              | Sort (Offset available) / Stack (Offset available)  |  |
| Paper Size                        | Max: A3, 11 x 17"; Min: Postcard (100 x 148 mm)   |  |
| Paper Weight                      | 60 to 256 gsm   |  |
| Paper Capacity <sup>*1</sup>      | [Without Stapling] A4: 500 sheets; JIS B4: 250 sheets; A3 or larger: 200 sheets;<br>Mixed Size Stacking <sup>*2</sup> : 250 sheets<br>[With Stapling] 30 sets |  |
| Staple                            | Capacity  | A4: 50 sheets (90 gsm or less), JIS B4 or larger: 30 sheets (90 gsm or less) |
|                                   | Paper Size  | Max: A3, 11 x 17"; Min: JIS B5 LEF   |
|                                   | Paper Weight  | 60 to 256 gsm  |
| Position                          | Single stapling, Dual stapling  |  |
| Dimensions <sup>*3</sup> / Weight | W 658 x D 461 x H 238 mm / 11 kg  |  |

- \*1: 64 gsm paper.  
\*2: When larger size sheets are stacked on top of smaller size sheets.  
\*3: Width 478 mm when the paper support is stored.

## Finisher-B3 (Optional)

| Item                            | Description  |   |
|---------------------------------|--|---|
| Type                            | Sort (Offset available <sup>*1,2</sup> ) / Stack (Offset available <sup>*1,2</sup> )   |   |
| Paper Size <sup>*3</sup>        | Max: A3, 11 x 17"; Min: A5   |   |
| Paper Weight                    | 60 to 256 gsm  |   |
| Paper Capacity <sup>*4</sup>    | [Without Stapling] A4: 2000 sheets, JIS B4 or larger: 1000 sheets, Mixed Size Stacking <sup>*5</sup> : 300 sheets<br>[With Stapling] A4: 100 sets or 1000 sheets <sup>*6</sup> , JIS B4 or larger: 75 sets or 750 sheets<br>[With Booklet Finishing <sup>*7</sup> ] 50 sets or 600 sheets<br>[With Fold <sup>*8</sup> ] 500 sheets |   |
| Staple                          | Capacity   | 50 sheets (90 gsm or less)  |
|                                 | Paper Size   | Max: A3, 11 x 17"; Min: A5 LEF  |
|                                 | Paper Weight   | 60 to 256 gsm   |
|                                 | Position   | Single stapling, Dual stapling  |
| Punch <sup>*8</sup>             | Number of Holes  | 2-hole / 4-hole punch or 2-hole / 3-hole punch (US Specifications)  |
|                                 | Paper Size   | A3, 11 x 17", JIS B4 <sup>*9</sup> , A4 <sup>*10</sup> , A4 LEF, Letter <sup>*10</sup> , Letter LEF, JIS B5 <sup>*10</sup> , JIS B5 LEF <sup>*9</sup> , A5 <sup>*10</sup> , A5 LEF <sup>*10</sup> |
|                                 | Paper Weight   | 60 to 220 gsm   |
| Booklet Finishing <sup>*7</sup> | Capacity   | Saddle Staple: 15 sheets; Single Fold: 5 sheets   |
|                                 | Paper Size   | Max: A3, 11 x 17"; Min: A4, Letter  |
|                                 | Paper Weight   | Saddle Staple: 60 to 80 gsm <sup>*11</sup> , Single Fold: 60 to 105 gsm   |
| Dimensions <sup>*12</sup>       | W 607 x D 653 x H 1041 mm<br>With Booklet Finisher: W 607 x D 673 x H 1079 mm  |   |
| Weight                          | 25 kg<br>With Booklet Finisher: 35 kg  |   |

Note: Finisher-B3 is available only when optional 1 Tray Module with Cabinet or 3 Tray Module is attached to Main Unit.

\*1: The offset feature is set to disabled by factory default. The setting can be changed as necessary.

\*2: Outputs less than 210 mm width are delivered without offset stacking.

\*3: Paper in the sizes larger than A3 or 11 x 17" or smaller than A5 are delivered to the Centre Tray.

\*4: 64 gsm paper.

\*5: When larger size sheets are stacked on top of smaller size sheets.

\*6: 75 sets or 750 sheets with dual stapling.

\*7: The Booklet Finishing function requires the optional Booklet Maker Unit for Finisher-B3. Make a crease allows you to fold easily. After a job with the Booklet Finishing function specified has been output, the next job may not be delivered until the sheets are removed from the output tray. Also, if larger size sheets are stacked on top of smaller size sheets after a job with the Booklet Finishing function specified has been run, the next job may not be delivered until the sheets are removed from the output tray.

\*8: The Punch function requires the optional 2/4 Hole Punch Kit for Finisher-B3 or US 2/3 Hole Punch Kit for Finisher-B3.

\*9: 4-hole punch is not applicable.

\*10: 3-hole, 4-hole punch is not applicable.

\*11: Covers can be up to 220 gsm (Extra Heavyweight).

\*12: Inner connector within the body is excluded.

### Notes

- To comply with paper weight specifications, it is recommended to use Fuji Xerox recommended paper. Document may not be printed correctly depending on usage conditions.
- Functional spare parts will be available for at least 7 years after the product is no longer manufactured.

## Options

| Description                                       | Item Code     |
|---|---------------|
| AP2560/3560 1 Tray Module with Cabinet            | A-2560/35600K |
| AP2560/3560 3 Tray Module                         | A-2560/35600L |
| AP2560/3560 Side Tray                             | A-2560/3560AH |
| AP2560/3560 POSTSCRIPT KIT (For CPS/CPSF)         | A-2560/35600B |
| AP2560/3560 External Access Kit                   | A-2560/35600A |
| AP2560/3560 Embedded IC Card Reader B             | A-2560/3560AD |
| AP2560/3560 USB Memory Kit (For CPS/CPSF)         | A-2560/35600D |
| AP2560/3560 Wireless Network Kit                  | A-2560/35600M |
| AP2560/3560 FAX UPGRADE (FOR CPS only)            | A-2560/35600F |
| AP2560/3560 ADDITIONAL FAX LINE (2ND FAX LINE)    | A-2560/35600G |
| AP2560/3560 ADDITIONAL FAX LINE (3RD FAX LINE)    | A-2560/35600H |
| AP2560/3560 IP Fax (SIP) KIT (FOR CPSF)           | A-2560/35600Q |
| AP2560/3560 Xpress Follow U Print                 | A-2560/35600S |
| AP2560/3560 Xpress eFiling                        | A-2560/35600T |
| AP2560/3560 Finisher-A2                           | A-2560/35600X |
| AP2560/3560 Finisher-B3                           | A-2560/35600Y |
| AP2560/3560 Booklet Maker For Fin-B3              | A-2560/35600Z |
| AP2560/3560 2/4 Hole Punch For Fin-B3             | A-2560/3560AA |
| AP2560/3560 US 2/3 Hole Punch For Fin-B3          | A-2560/3560AB |
| AP2560/3560 1 Tray Module                         | A-2560/35600J |
| AP2560/3560 TC/SC Additional Fonts Kit            | A-2560/35600O |
| AP2560/3560 SEARCHABLE PDF (For CPS/CPSF)         | A-2560/35600E |
| AP2560/3560 NETWORK ACCOUNTING KIT (For CPS/CPSF) | A-2560/35600P |
| AP2560/3560 WATERMARK PRINTING (FOR CPS/CPSF)     | A-2560/35600N |
| AP2560/3560 Wing Table                            | A-2560/3560AF |
| AP2560/3560 Full Stack Sensor Kit                 | A-2560/3560AG |
| AP2560/3560 IC Card Reader Embedded in Wing Table | A-2560/3560AE |
| AP2560/3560 External IC Card Reader B             | A-2560/3560AC |
| AP2560/3560 Multi-Language Font Kit               | A-2560/35600I |
| AP2560/3560 Data Overwrite Kit                    | A-2560/35600C |
| AP2560/3560 Paperless Fax Delivery Kit            | A-2560/35600U |
| AP2560/3560 Image Log Kit                         | A-2560/35600V |
| AP2560/3560 Image Log Kit (PostScript)            | A-2560/35600W |
| AP2560/3560 Secondary Ethernet Kit                | A-2560/35600R |

## Consumables / Supplies

| Item Name                       | Item Code | Yield (sheets) |
|---------------------------------|-----------|----------------|
| Toner Cartridge (Standard)      | CT202725  | 9,000          |
| Toner Cartridge (Long Life)     | CT202726  | 25,000         |
| Drum Cartridge (ApeosPort 2560) | CT351089  | 70,400         |
| Drum Cartridge (ApeosPort 3560) | CT351089  | 95,300         |

Apple, iPhone, AirPrint, iPad, iPad Air, iPad Pro, iPod touch, and Mac are trademarks of Apple Inc., registered in the U.S. and other countries. All product names and company names mentioned in this brochure are trademarks or registered trademarks of their respective companies. The product specifications, appearance and other details in this brochure are subject to change without notice for improvements. The available model varies depending on the country/region. Please ask the sales representatives for details.

**Reproduction Prohibitions** Please note that reproduction of the following is prohibited by law : Domestic and foreign currencies, government-issued securities, and national bonds and local bond certificates. Unused postage stamps, post cards, etc. Certificate stamps stipulated by law. Reproducing works forming the subject matter of copyright (literary works, musical works, paintings, engravings, maps, cinematographic works, drawings, photographic works, etc.) is not permitted unless the reproduction is for the purpose of personal use, family use or other similar uses within a limited circle.

**For Your Safety**  
Before using the product, read the Instruction Manual carefully for proper use. Use the product with the power source and voltage specified. Be sure to establish ground connection. Otherwise, electronic shock may result in the case of a failure or short circuit.



## Fuji Xerox (Hong Kong) Limited 富士施樂(香港)有限公司

11/F, 12 Taikoo Wan Road, Taikoo Shing, Hong Kong  
Tel: (852) 2513 2888 Fax: (852) 2560 6433



### Customer Support Center

Hong Kong Tel: (852) 2513 2513 Fax: (852) 2513 2518  
Macau Tel: (853) 2855 8008 Fax: (853) 2857 4996  
Email: hkcs@hkg.fujixerox.com

www.fujixerox.com.hk Fuji Xerox Hong Kong Fuji Xerox (Hong Kong) Fuji Xerox Hong Kong FujiXeroxHongKong

Your trusted ICT partner in Document Services and Communication

Xerox, Xerox and Design, as well as Fuji Xerox and Design are registered trademarks or trademarks of Xerox Corporation in Japan and/or other countries.

The contents described herein are correct as of August, 2020.