

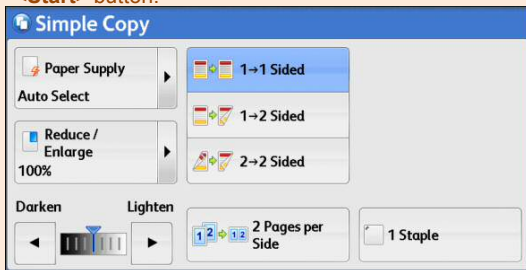
QUICK REFERENCE FOR ApeosPort-V 3320



Copy

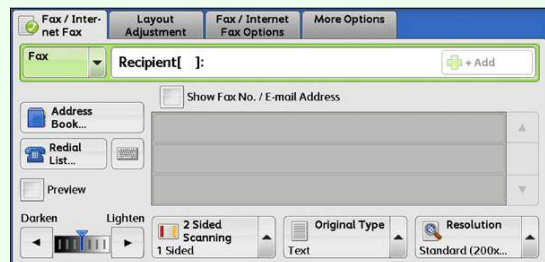


At [**Copy**] menu, select copy features. Press **<Start>** button.

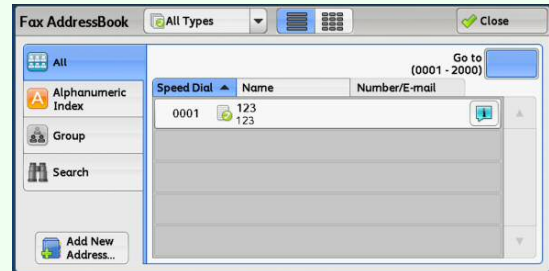


At [**Simple Copy**] menu, select the basic copy features. Press **<Start>** button.

Fax



Dial fax numbers using the Control Panel. Select the features. Press **<Start>** button.

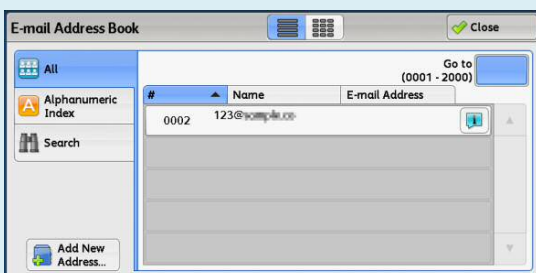


Press [**Address Book**]. Select fax number. Press **<Start>** button.

Email



Select a recipient from the address list. Click [**Close**] to finish.

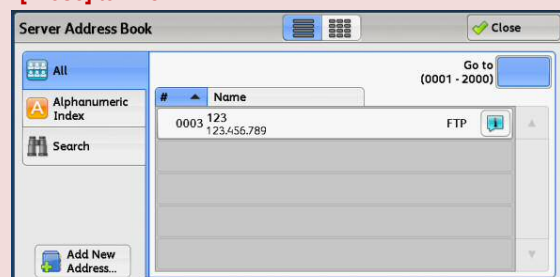


Select Scan features. Press **<Start>** button.

Scan to PC



Select the destination to store the data in. Click [**Close**] to finish.



Select Scan features. Press **<Start>** button.